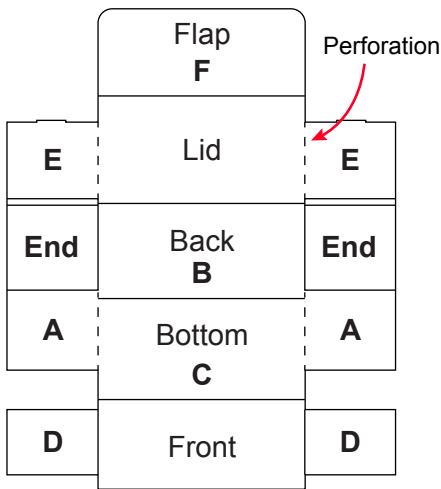


# How to fold corrugated mailers

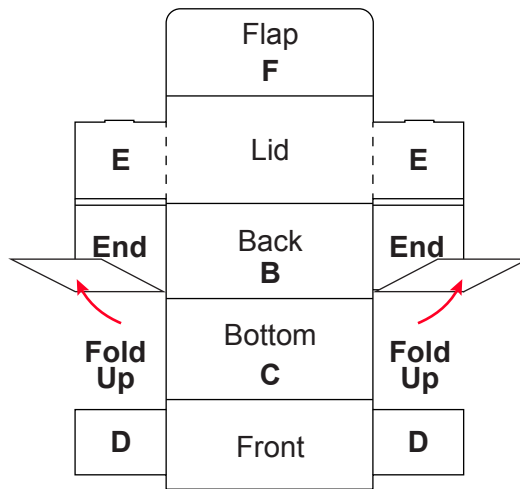
## Step 1

Lay the box out flat on a level surface and separate any appropriate perforations



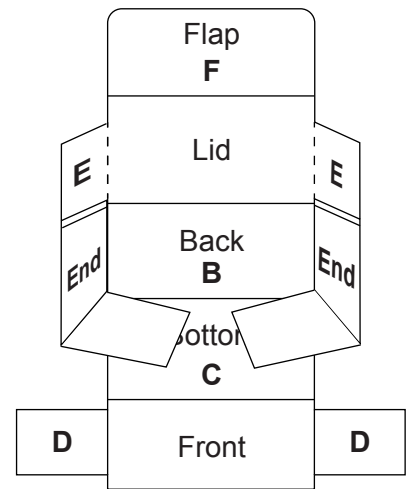
## Step 2

Fold flaps A straight up.



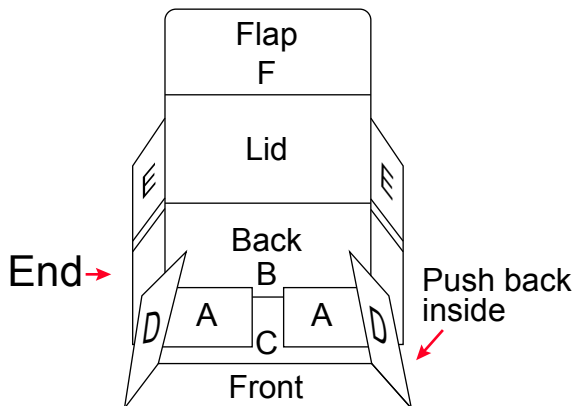
## Step 3

Fold flaps A into the center, bringing flaps E and the ends up.



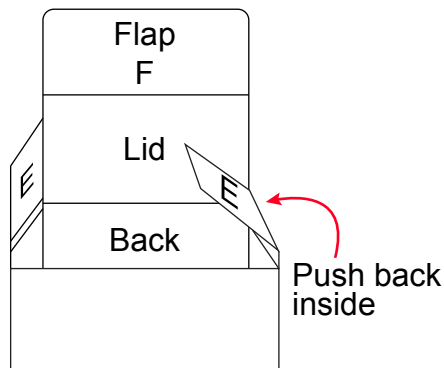
## Step 4

Fold bottom panel C up and fold flaps D so they go inside of the ends.



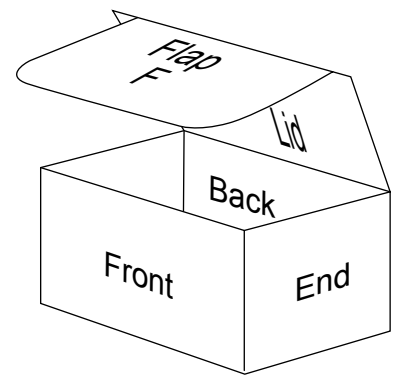
## Step 5

Roll flaps E over side D so that the scores create a flat surface.



## Step 6

Fold down the lid and tuck flap F into the mailer to close.



[www.interplas.com/white-corrugated-mailers](http://www.interplas.com/white-corrugated-mailers)